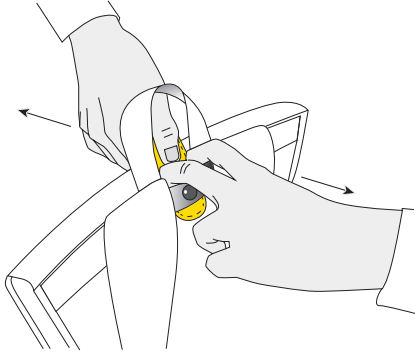
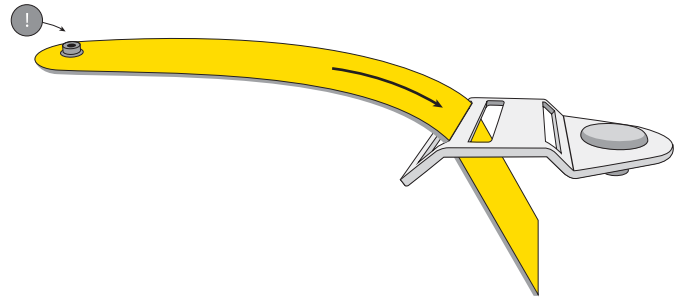


Six steps to switch you front strap

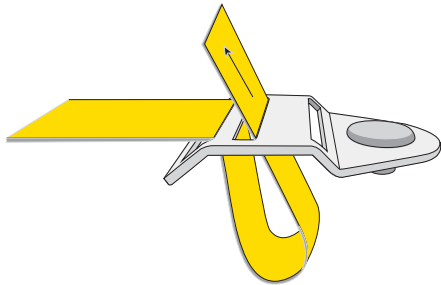
- 1** Hold the lip on the backside of the bag with two fingers. Unbutton by pulling the strap towards the front of the bag and completely remove the buckle from the strap.



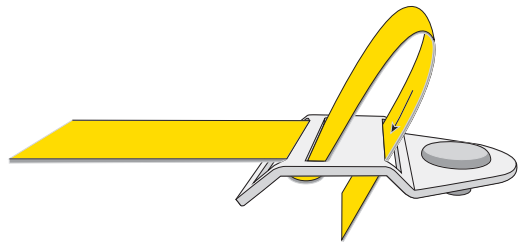
- 2** Place the strap in the top opening of the buckle. Make sure the press button is facing upwards.



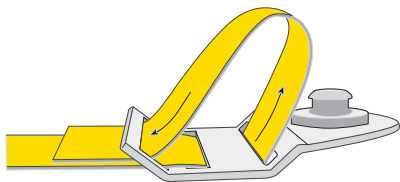
- 3** Fold the strap and slide it through the second opening.



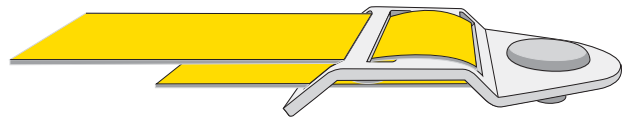
- 4** Fold the strap again and slide it through the last opening.



- 5** Turn the buckle over and pull the strap through the top opening. Pull firmly to create a nice and tight fit.



- 6** Done! Now you can make yourself a bold cocktail 😊



bold banana

Follow us on:  @bold.banana  @boldbanana

Banana's Cocktail



Ingredients

- 1 ripe banana
- 45ml white rum
- 45ml lime juice
- 15ml triple sec (Cointreau)
- 1 cup of crushed ice (or some ice cubes)

Want to go virgin? Replace the triple sec with some orange juice and the white rum with a tablespoon of rum extract/aroma.

Four steps to make it

- 1 Put all the ingredients together in a blender
- 2 Blend on low speed for a few seconds, then turn to high speed until it's smooth
- 3 Pour contents into a chilled cocktail glass
- 4 Garnish with a banana slice or a maraschino cherry

 **bold banana**

Follow us on:  @bold.banana  @boldbanana